


FREE GUIDE FROM COPPERSILL

Kitchen Budget Worksheet

A simple worksheet to estimate your total kitchen remodel budget — before you talk to a single contractor.




Plan your kitchen remodel with open eyes — then get matched, free, with licensed, insured remodelers near you. You compare quotes and choose who to hire.

Start with the scope

The scope of work sets your starting price. These are typical US ranges — estimates, not quotes. Your real number depends on the size of the kitchen, the materials, and how much you change.

Typical ranges by scope

Project scope	Typical range	What's included
Minor refresh	\$5,000–\$25,000	Paint, hardware, counters, fixtures
Mid-range remodel	\$25,000–\$60,000	New cabinets, counters, appliances
Full gut renovation	\$60,000–\$150,000+	Layout change, all-new everything



Where the money usually goes

- Cabinets (often 25–30% of the whole budget)
- Countertops and backsplash
- Labor and the trades (plumbing, electrical, install)
- Appliances and fixtures
- Flooring, lighting, and paint
- Permits and inspections

Don't forget the hidden costs


- Eating out while the kitchen is down
- Surprises found once the walls open up
- Disposal and dumpster fees
- Upgrades to old wiring or plumbing to meet code



Your worksheet

- 1 Write your scope's starting range from the table above.
- 2 List each item you want and a rough cost for each.
- 3 Add a 10–20% cushion for surprises behind the walls.
- 4 Decide your must-haves vs. nice-to-haves.
- 5 Take this to each contractor and ask them to quote against it in writing.





Important

CopperSill is a free matching service, not a kitchen remodeler, general contractor, or licensed professional. Cost figures are typical ranges and estimates, not quotes or guarantees; your real price depends on the size of the kitchen, the scope of work, the materials you choose, site conditions, and your area. Always hire licensed, insured remodelers, verify the license and insurance yourself, confirm price and scope in writing before any deposit, and follow your local permit and building code.